


8 Plural Noun Rules

1. Add s to form the plural of most nouns

Example:

girl → girlss

apple → appless



2. Add es to nouns that end in ch, sh, s, x, or z

Example:

bench → bencheses

dish → disheses

bus → buseses

box → boxeses


quiz → quizzeses

3. For nouns that end in y with a *consonant* before the y, change the y to i and add es

Example:

candy → candieses

puppy → puppieses



4. For nouns that end in y with a *vowel* before the y, just add s

Example:

toy → toyss


monkey → monkeys

5. For nouns that end in f or fe, drop the f or fe and add ves

Example:

loaf → loaveses

knife → kniveses



6. For nouns that end with a *consonant* before an o add es

Example:

potato → potatoeses

tomato → tomatoeses

7. Some nouns, change the spelling of the singular noun

Example:

child → children

mouse → mice

8. Some nouns, use the same singular and plural form

Example:

fish → fish

deer → deer



Thank you for downloading this freebie!

Visit my blog for more ideas and activities to use in the classroom.

Visit my [Facebook Page](#) too! Sometime I have flash freebies on FB.

To receive notification on my new products, freebies, sales, and giveaways, you can follow me [here](#).

Thank You

Credits/Graphics:



Need More?

